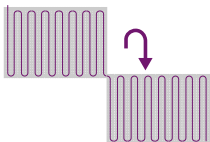
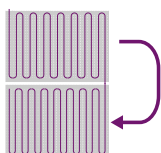




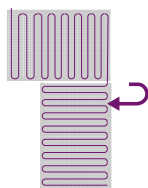
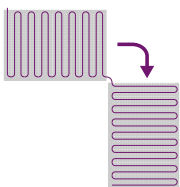
Roll-Over



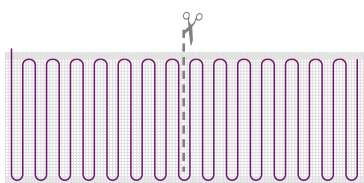
180° Turn



90° Turn

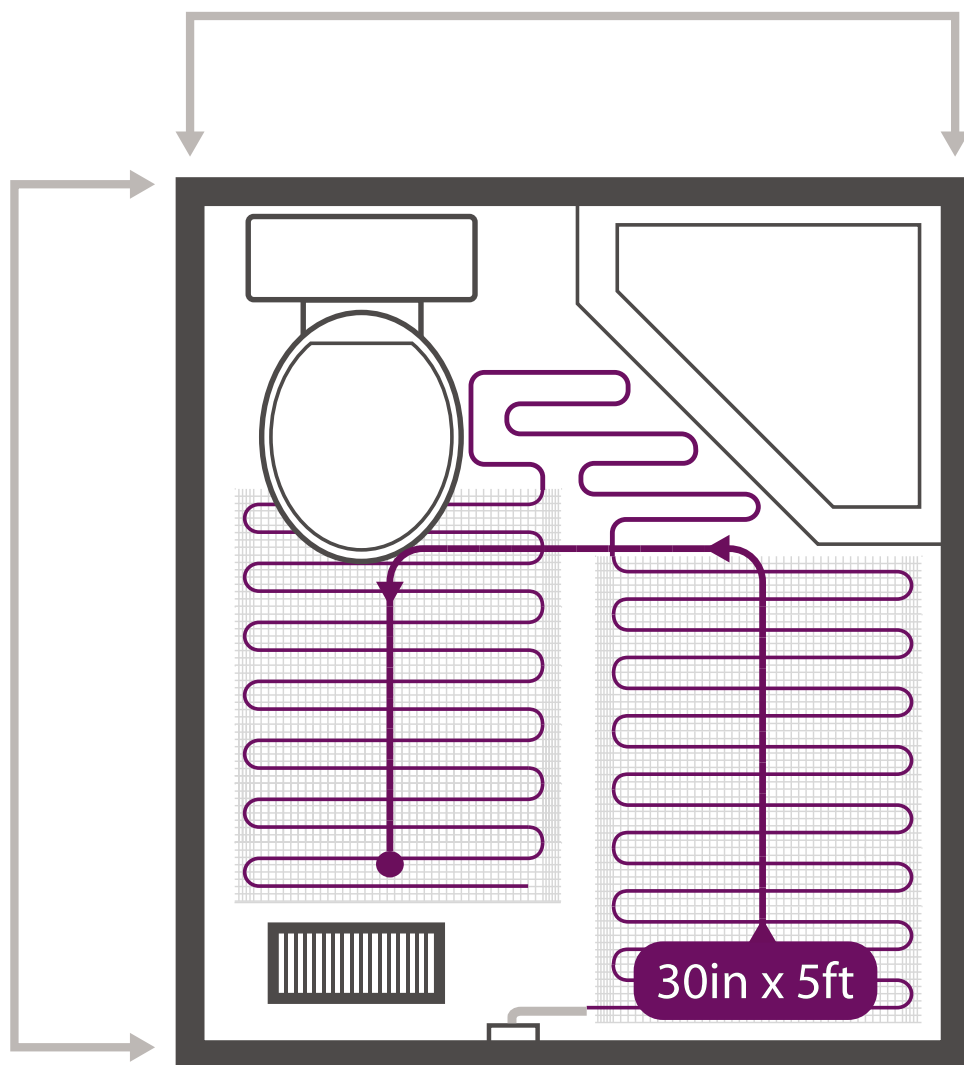


Cut the white mesh to shape the mats to fit any room. Any combination of mat sizes can be used up to 150 square feet per thermostat.



4'11"

4'7"



Thermostat

30in x 5ft

When planning your project...

- Do NOT install under built-ins (cabinets, appliances, tubs, etc.).
- Do install up to the front of built-ins, so toes stay warm.
- Keep mats at least 4 inches away from toilet wax ring and 4-6 inches from walls.

This layout example is intended for illustrative purposes. Rooms may have more than one product combination and/or layout solution. Mat sizes used may no longer be available.